



SwiftBot

Versatile Delivery Robot
Redefining human-robot relationship





Content

About PUDU SwiftBot

01

Product Overview

02

Key Features

03

Product Values

04

About Pudu


SwiftBot

Powered by industry-leading collision sensing technology and Pudu-developed advanced algorithm, SwiftBot aims at being the most intelligent and secure commercial delivery robot. SwiftBot can recognize passer-by and initiatively give way to pedestrian in a timely manner. Even in a highly dynamic and complex environment, SwiftBot can conduct and complete its tasks with ease, while at the same time surprises you with its multifunctionality and high-reliability.





Dimension	Machine: 488*593*1281mm Carton size: 675x595x1360mm Wooden case size: 703x621x1496mm
Machine Weight	59kg/49kg
Maximum Loads	35kg
Trays	size: 433*502mm Default 3*trays Maximum 5*trays per machine
Battery Life	10H~24H
Charging Time	4.5H
Path Clearance	Min 80cm
Cruise Speed	0.5-1.2m/s
Obstacle Negotiation Height	2cm
Climbing Angle	5°
Door-opening Method	Automatic
Positioning Method	Marker & Laser
Dispatching	Max 20 Robots
Charging	Wire or Automatic
Obstacle Detection Angle	Front 260° Back 180°



Content

About PUDU SwiftBot

01

Product Overview

02

Key Features

03

Product Values

04

About Pudu

Omnidirectional Perception Capability

Comprehensive utilization of sensing technology to secure safe deliveries


- 3 * RGBD camera + 2*RGB camera + 2*Lidar
- 260° extra-wide front detection scope and 180° at the back
- Accurately detect obstacles and stop within 1.5s seconds in case of obstacles
- Effective human detection distance over 3 meters in front and 1.5 meters at back



Initiative Make-way for Pedestrian

Improving efficiency and performance in rush hour

- SwiftBot is designed to work in busy and dynamic environment with courtesy and efficiency.
- Supported by rear sensors, accurate human detection and environmental perception algorithm, SwiftBot is capable of giving way to people initiatively. When human is detected, it will decide to move sideways or backwards, then continue its job.
- It can:
 - Lateral make-way for facing pedestrian
 - Lateral make-way for parallel pedestrian
 - Backward make-way for facing pedestrian



Realtime Visualized Status

Every step of SwiftBot is visible and understandable

SwiftBot can laser-project its path on the ground as a real-time caution for the pedestrians. The route of SwiftBot in coming 1-2 seconds can be displayed on the ground. The faster it moves, the longer route is shown. With the visualized marching route, SwiftBot 's intention can be fully aware of and it can cooperate better with people.



Innovative Projection Interaction

Enhancing Experiences and Efficiency

The projection interaction of SwiftBot fulfills below functions:

- One step door control
- Realtime path projection
- Machine status indicators
- Pattern interaction in special modes



Innovative Projection Interaction

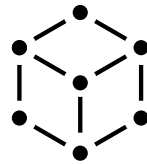


With laser projection, SwiftBot can create a more intimate ambience and provide an intelligent experience for the customers.

Multiple Serving Modes



Food Delivery Mode



Delivery Mode



Cruise Mode



Guiding Mode



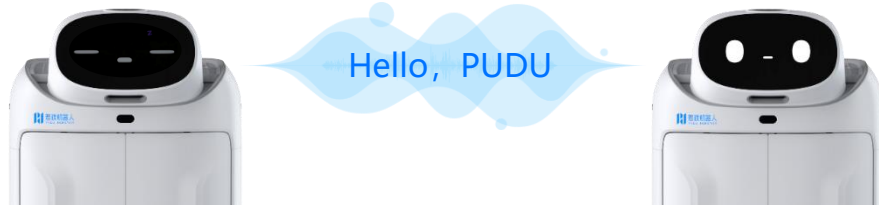
Birthday Mode



Interaction Mode

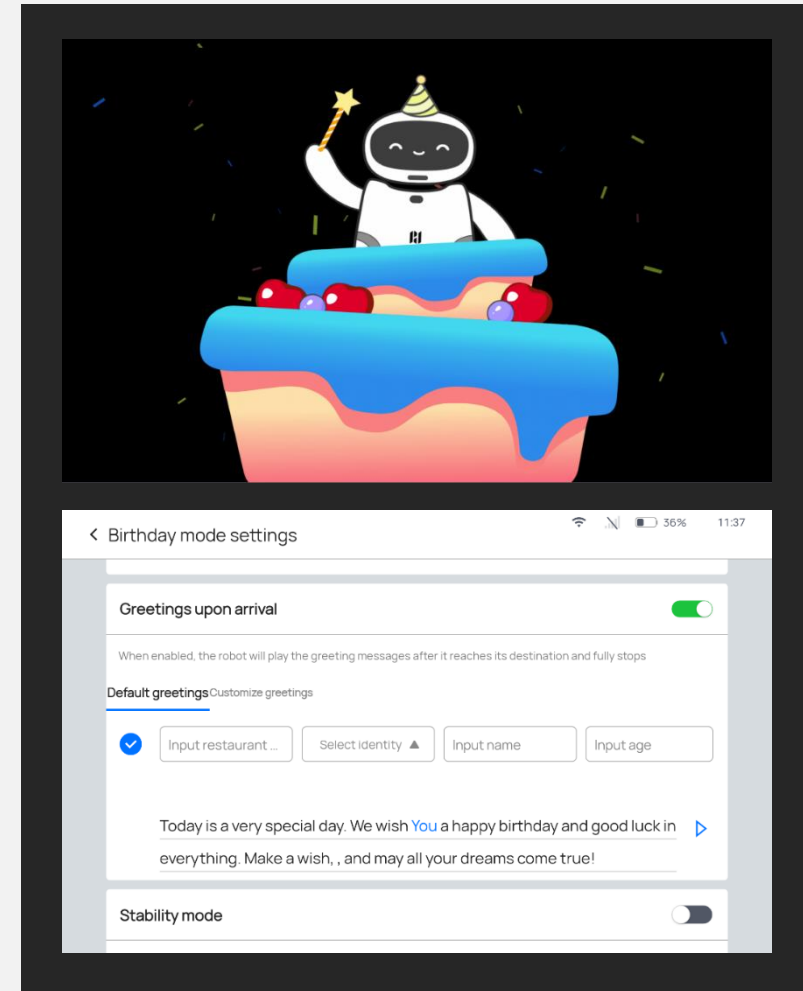
Intelligent Guiding

SwiftBot supports voice control to activate the guiding mode and powered by advanced autonomous path-planning algorithm, it will select the optimal path and lead the customers to their table.



Birthday Mode

SwiftBot offers a wide range of functions in Birthday Mode such as birthday notes customization, music customization, laser projection interaction etc, giving customers a better experience and happy ambience.

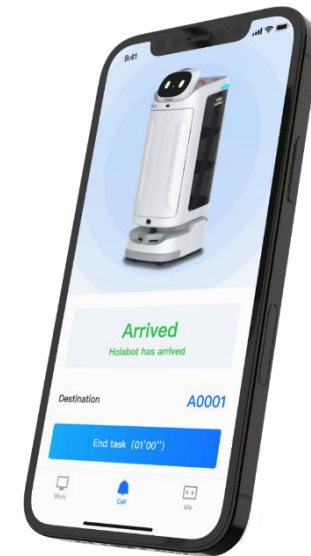


Mission at-1-call

SwiftBot supports Pudu Pager and Pudu Link calling function. Simply with one click, SwiftBot can receive and conduct the missions, making it incredibly convenient for the user to assign and manage tasks.



Pudu Pager



Pudu APP

Automatic Charging

SwiftBot automatically provides a voice alert and UI notification when the battery is low. Without manual intervention, SwiftBot can go to the charging pile to refuel itself when the battery level is lower than the set threshold.





Content

About PUDU SwiftBot

01

Product Overview

02

Key Features

03

Product Values

04

About Pudu



Efficient

- Omni-directional Perception
- Intelligent Waiting
- Multi-table Delivery
- Initiative Make-way
- Autonomous Path-planning
- Mission at-1-call
- Automatic Charging



Safe and Secure

- Automatic Electric Door
- Stabilized Delivery Mode
- Special Group Detection Algorithm
- Real-time Path Projection
- Initiative Make-way for Pedestrian



Great Applicability

- Multiple Serving Modes
- Function-extendable
- 3rd Party Integration
- Pudu Cloud Platform

5-S Delivery Expert

50%



Swift

Reduce 50% human-robot road congestion and increase 30% machine running speed in restaurant environment

20%



Stable

Enhance 20% delivery stability powered by hybrid technology, combining Auto-level adaptive variable suspension and stabilization algorithm



Safe

Human detection technology of securing safety for special group such as elders and children



Smart

Multimodal interaction provides more intelligent and better experience for customers

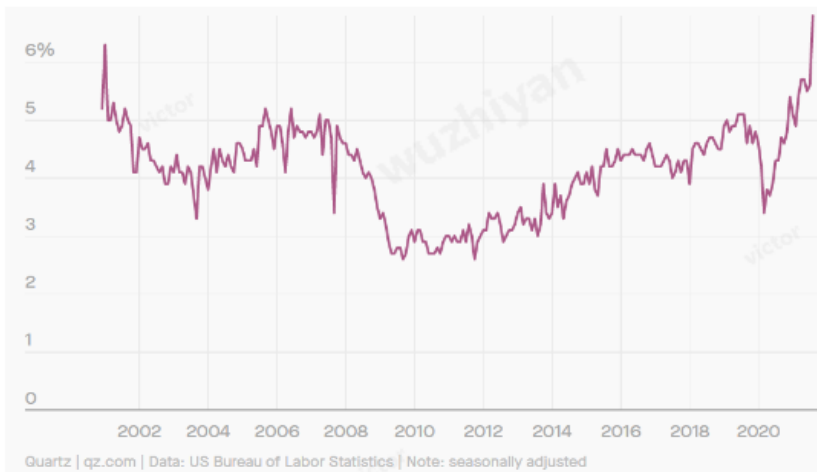


Sociable

Being courteous and friendly, SwiftBot redefines the relationship between people & robots

Enhance Work Experience and Staff Satisfaction

Mitigate the recruitment pressure



In 2021, the shortage rate of the global food services is 14.39% meanwhile the quit rate is up to 7% .

The pandemic has been hugely devastating to the labor market and fundamentally altered the industries and locations where would-be employees want to work. Employers are struggling in looking for and retaining qualified staffs.

Deploying robots to replace the 4-D jobs (Dull, Duplicate, Dirty and Dangerous) is trendy and will become ubiquitous in future. With the help of robots, employees may focus more on the high-value work and have a better work environment, which results in better work experience and satisfaction.

Contactless Delivery, Safety Means Everything

SwiftBot supports pager function, traces the target following the voice directions, and receives remote operation commands. In different use scenarios, SwiftBot can receive demands from the pagers and collects the dishes or items automatically, requiring no manual operation or intervention, reducing contagion risk between people and boosting work efficiency.



Greater Brand Exposure

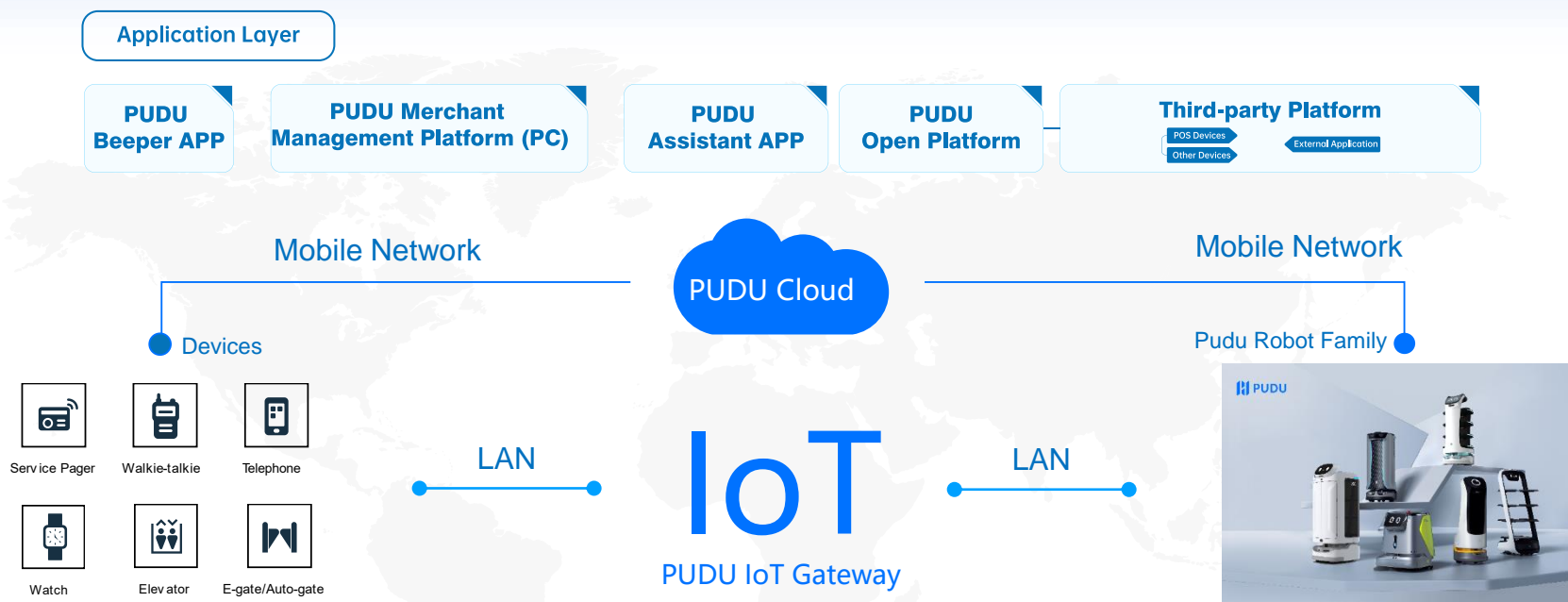
By creating your one-of-a-kind SwiftBot

Pudu offers customized appearance services to make your robots unique and eye-catching by combining brand logo or culture elements.



IoT Functionality

Remotely manage different models of Pudu robots simultaneously and analyze the operation of the robots through Pudu management platform.



Advanced Intelligent Robots

- Gesture Control, Voice Control and Interaction
- 3D Obstacles Avoidance
- Autonomous Elevator Operation
- E-gate and Automatic Door Passing Capability

Advanced IoT Solution

- Robots & Devices Cooperate in Different Scenarios
- Remote Control and Unified Management
- Accelerating Multiple Scenarios Digitalization
- 3rd Party Integration and Development Supportive

Multiple Scenarios Coverage



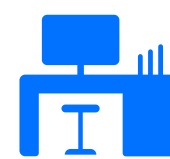
Restaurant



Hospital



Hotel



Office



School



Nursing Center



Entertainment



Shopping Mall

With the fusion of positioning, navigating and sensing technology, SwiftBot can be widely used in different commercial scenarios, such as restaurants, café, hospitals, hotels, office buildings etc.



Content

About PUDU SwiftBot

01

Product Overview

02

Product Advantages

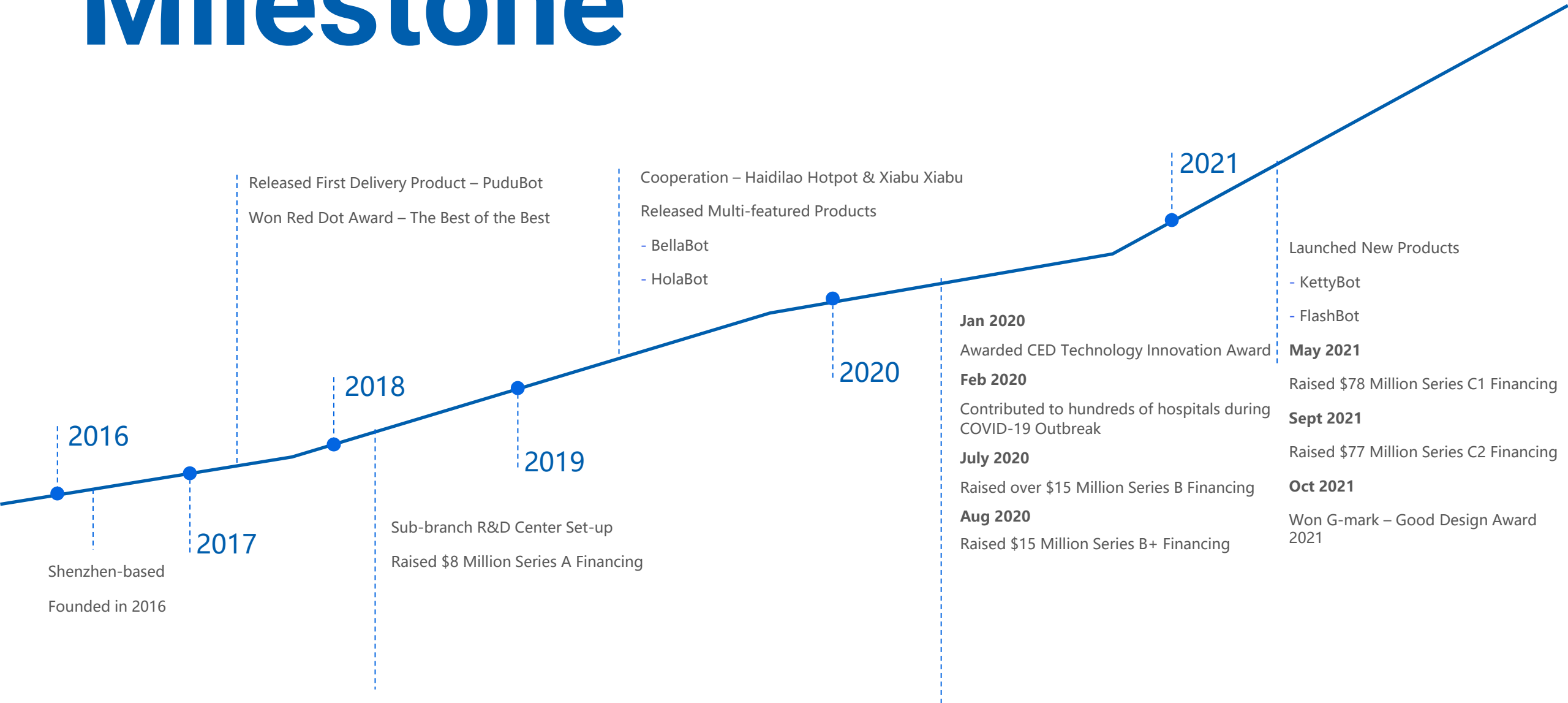
03

Product Values

04

About Pudu

Milestone



Sales Network

Pudu Robotics is exploring the global markets rapidly and currently with the coverage of over 60 countries and 600 cities worldwide. We are on the way to explore and deliver more to the future!





Certificate

All of existing products have passed the multi-certification that match the targeting markets.



Patent

Pudu Robotics has applied for hundreds of patents, of which invention patents are over 60%, involving positioning, navigation, motion control, human-computer interaction, robotics arm, servo motor, computer vision, cloud platform and other technical fields.

Honor



Cooperation

A dark blue world map is centered in the background of the slide. The map shows the outlines of continents and countries in a lighter shade of blue.

After Sales Service

- **Offline Service: 7 × 24 Hours Service | Local Service & Support**

Pudu Robotics has a thorough after-sales support system and humanized after-sales policy as well, whenever it is needed, we are going all out to offer service and reach your satisfaction.

T H A N K S

Contact Us:

Email: global_sales@pudutech.com

Connect with Us:

Pudu Robotics



Shenzhen Pudu Technology Co.,
Ltd.

Tel.: +86-755-2641-3101 (GMT+8, 9:00 to 21:00 on weekdays)

Address: 5F, Building 1A, Shenzhen International Inno Valley Phase 1, Dashi 1st Road, Nanshan
District, Shenzhen, China

Website: <https://www.pudurobotics.com>